

Grade 2 Weekly Plan

March 8th-12th 2026

Announcements

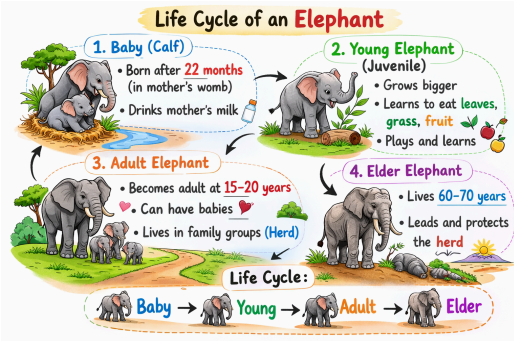

Ministry Values; Our Partners in Responsibility

When we teach our children to guide their peers with kindness and wisdom, we instill in them a spirit of fraternal and Islamic responsibility, and we reinforce in their hearts that sincere advice is one of the pillars of a cohesive society, whose members cooperate in doing good and guide one another to the straight path.

School hours: 9:00am - 1:00 pm

- *Please check with your Homeroom Teacher regarding Online Class Schedule*
- *Please refer to the different assignments that will be posted on Seesaw.*
 - *Complete your unfinished SeeSaw/IXL assignments.*
- *Ramadan/Eid Holiday 15-23 March 2026. Students will be back on March 24th, 2026*
- *Check with homeroom teacher regarding late library fees*
- *What to bring for the zoom session:*
 - *White board, white board eraser and marker*
 - *Pencil, crayons, and paper or book*
- *Please make sure that students come on time to the zoom lessons.*

Subject	Learning Objective	Resources
---------	--------------------	-----------

<p>Reading</p>	<ul style="list-style-type: none"> ● Text to Self ● Text to Text ● Inference 	
<p>Phonics/Sight words</p>	<ul style="list-style-type: none"> ● New concept → digraphs review ● Irregular words → could, would, should, or, for ● See below for reading practice and word work 	<p>Lesson 53</p>
<p>Writing</p>	<ul style="list-style-type: none"> ● Focus for this week; <ul style="list-style-type: none"> ○ 5 Star Writing ○ Quick Writes ○ Using commas to make a list 	<p>WordWall</p> <p>Commas in a list 1</p> <p>Commas in a list 2</p>
<p>Math</p>	<ul style="list-style-type: none"> ● Geometry: 2D Shapes <ul style="list-style-type: none"> - Triangles - Circles - Review: Mental Math and 2D shapes 	<p>Jump Math Book</p> <p>Pages 77 & 78</p> <p>IXL: Name 2D shapes</p> <p>IXL: Select 2D shapes</p> <p>IXL: Count sides and vertices</p> <p>IXL: Compare sides and vertices</p>
<p>Science</p>	<ul style="list-style-type: none"> ● Introduction to New Unit <ul style="list-style-type: none"> ○ Life Cycles <ul style="list-style-type: none"> ■ Non-metamorphic life cycle ○ Students will be learning about the African Elephant 	<p style="text-align: center;"><u>Key Vocabulary</u></p>  <p>The diagram illustrates the life cycle of an elephant in four stages: 1. Baby (Calf), 2. Young Elephant (Juvenile), 3. Adult Elephant, and 4. Elder Elephant. It includes details such as birth after 22 months, growing bigger, learning to eat leaves and fruit, living in family groups (herd), and leading the herd. A summary at the bottom shows the progression: Baby → Young → Adult → Elder.</p>
<p>Career Education</p>	<p>Being Positive;</p> <ul style="list-style-type: none"> ● Growth Mindset (video 1)- I can learn from my mistakes. Focus on seeing mistakes as a chance to grow. 	 <p>A cartoon illustration of a green alien-like character with a headband, looking at a pile of broken objects like a broken bottle, a spilled bowl, and a broken box. The text reads "LEARN FROM YOUR MISTAKES!"</p>



Home Practice

New Concept and Sample Words

digraphs review 2

shrimp
shrug
throb
thrift
spring
strong

Review Irregular Words

could, would, should, or*, for*

Word Work Chains

1. string → strong → strung → sprung
2. spring → sprint → print → prints

Sample Word Work Chain Script

string → strong → strung → sprung

1. Make the word **string**. [spelling]
2. Change the **i** to **o**. What word is this? [reading]
3. Change **strong** to **strung**. [spelling]
4. Change the **t** to **p**. What word is this? [reading]

Sentences

1. The string is so long.
2. Where did they go last spring?

The Ship Dock

Illustrate the story here:









Quin goes to the dock with Jax. They sit on the dock and look at the ships. Jax looks up and sees a big clock. "What is that clock for?" he asks. Quin says, "There is a bell in the clock. When the bell rings, the ships can go to the dock."

Quin and Jax look for ships that could go to the dock. "I think that tall black ship will go to the dock," said Quin. "I think this big pink ship will go to the dock," said Jax.

The bell rings. Ding dong. Ding dong. Which ship will go to the dock? The tall black ship goes past the dock. The big pink ship goes past the dock. "Look!" said Quin. Jax sees a small red ship. The small red ship stops at the dock. "We should have said the red ship!"

Roll and Read

Lesson 53: digraphs review 2

					
shrank	thrash	such	black	shrink	thrust
them	sing	shred	pick	when	shrunk
shrub	thrill	with	throb	shrimp	bring
thrift	than	which	shrimp	much	long
then	shrill	shrank	thrill	thrash	shrug
throb	thrust	shrink	shred	back	long